

















 Passenger cars				
> Massive steel >> Singleflange				
	Reference	Base Ø (mm)	Weight (g)	Length (mm)
	6,5-10-1	6,5	1,40	10,0
	6,5-11-1	6,5	1,40	11,0
	6,5-12-1	6,5	1,55	12,0
	6,5-13-1	6,5	1,65	13,0
	6,5-14-1	6,5	1,80	14,0
	6,5-15-1	6,5	1,90	15,0
	8-11-1 1,1G	8,0	1,10	11,0
	8-10-1	8,0	1,65	10,0
	8-11-1	8,0	1,85	11,0
	8-12-1	8,0	1,95	12,0
	8-13-1	8,0	2,10	13,0
	8-11-1XL	8,0	2,40	11,0
	9-10-1	9,0	1,50	10,0
	9-11-1 1,5G	9,0	1,50	11,0
	9-12-1 1,5G	9,0	1,50	12,0
	9-15-1 2,3G	9,0	2,30	15,0
	9-11-1	9,0	2,00	11,0
	9-12-1	9,0	2,15	12,0
	9-13-1	9,0	2,30	13,0
	9-14-1	9,0	2,45	14,0
	9-15-1	9,0	2,65	15,0
	9-16-1	9,0	2,80	16,0
	10-12-1	10,0	2,65	12,0

 Passenger cars				
> Massive steel >> Multiflange				
	Reference	Base Ø (mm)	Weight (g)	Length (mm)
	U6,5-10-2	6,5	1,35	10,0
	U6,5-11-2	6,5	1,40	11,0
	U6,5-12-2	6,5	1,50	12,0
	U6,5-13-2	6,5	1,70	13,0
	U6,5-14-2	6,5	1,80	14,0
	U6,5-15-2	6,5	1,95	15,0
	6,5-8-3	6,5	1,10	8,0
	U8-10-2/1,1G	8,0	1,10	10,0
	U8-11-2/1,1G	8,0	1,10	11,0
	U8-12-2/1,1G	8,0	1,10	12,0
	U8-12-2/1,4G	8,0	1,40	12,0
	U8-10-2	8,0	1,85	10,0
	U8-11-2	8,0	2,00	11,0
	U8-12-2	8,0	2,20	12,0
	U8-13-2	8,0	2,40	13,0
	U8-11-2XL	8,0	2,30	11,0
	8-10-3	8,0	1,80	10,0
	8-11-3	8,0	2,00	11,0
	8-12-3	8,0	2,20	12,0
	8-13-3	8,0	2,35	13,0
	8-14-3	8,0	2,55	14,0
	8-15-3	8,0	2,75	15,0
	MC9-11 1,5G	9,0	1,50	11,0
	MC9-12 1,5G	9,0	1,50	12,0







Passenger cars


> Aluminium >> Singleflange

	Reference	Base Ø (mm)	Weight (g)	Length (mm)
	ULS8-10-1	8,0	1,10	10,0
	ULS8-11-1	8,0	1,10	11,0
	ULS8-12-1	8,0	1,10	12,0
	ULS8-13-1	8,0	1,10	13,0

> Aluminium >> Multiflange

	Reference	Base Ø (mm)	Weight (g)	Length (mm)
	ULV6,5-11-2	6,5	1,10	11,0
	ULV6,5-12-2	6,5	1,10	12,0
	ULSU8-10-2	8,0	1,10	10,0
	ULSU8-11-2	8,0	1,10	11,0
	ULSU8-12-2	8,0	1,10	12,0
	ULV8-10-2	8,0	1,10	10,0
	ULV8-11-2	8,0	1,10	11,0
	ULV8-12-2	8,0	1,10	12,0
	8-10-2AS	8,0	1,10	10,0
	8-11-2 AS	8,0	1,10	11,0
	8-12-2AS	8,0	1,10	12,0

> Composite >> Multiflange

	Reference	Base Ø (mm)	Weight (g)	Length (mm)
	ULSPC8-11-2	8,0	1,10	11,0








Light trucks and 4x4

> Massive steel >> Singleflange

	Reference	Base Ø (mm)	Weight (g)	Length (mm)
	9-12-1C	9,0	2,30	12,0
	9-13-1C	9,0	2,30	13,0
	10-14-1C	10,0	3,40	14,0
	11-16,5-1	11,0	4,35	16,5
	11-17,5-1	11,0	4,50	17,5





> Massive steel >> Multiflange











	Reference	Base Ø (mm)	Weight (g)	Length (mm)
	U8-12-2C	8,0	2,30	12,0
	U8-13-2C	8,0	2,30	13,0
	U8-14-2C	8,0	2,50	14,0
	U8-15-2C	8,0	2,60	15,0
	8-11-3C	8,0	2,30	11,0
	8-11-3C/B	8,0	2,30	11,0
	8-12-3C	8,0	2,30	12,0
	8-12-3C/B	8,0	2,30	12,0
	8-13-3C	8,0	2,35	13,0
	8-14-3C	8,0	2,50	14,0
	8-15-3C	8,0	2,75	15,0
	9-13-3C	9,0	2,50	13,0
	9-13-3C/B	9,0	2,50	13,0
	9-15-3C	9,0	2,95	15,0
	U10-13-2	10,0	3,15	13,0




Trucks and heavy machinery

> Massive steel >> Singleflange




	Reference	Base Ø (mm)	Weight (g)	Length (mm)
	9-15-1B	9,0	3,00	15,0
	10-12-1PL	10,0	3,10	12,0
	12-15-1	12,0	4,70	15,0
	12-15-1B	12,0	4,75	15,0
	12-17-1	12,0	5,20	17,0
	12-17-1B	12,0	5,20	17,0
	12-20-1	12,0	6,00	20,0
	15-18-1	15,0	8,60	18,0
	15-20-1	15,0	9,45	20,0

 Trucks and heavy machinery				
> Massive steel >> Multiflange				
	Reference	Base Ø (mm)	Weight (g)	Length (mm)
	PL8-13N	8,0	3,00	13,5
	PL8-14N	8,0	3,00	14,5
	PL8-15N	8,0	3,00	15,5
	PL8-17N	8,0	3,35	17,5
	U9-15-2B	9,0	3,00	15,0
	CPL10-15,5	10,0	4,85	15,5
	V12-15-2B	12,0	5,40	15,0
	V12-17-2B	12,0	6,15	17,0
	V12-20-2B	12,0	7,50	20,0
	V12-20-2B/DDE	12,0	8,00	20,0
	12-15-3	12,0	5,60	15,0
	12-15-3B	12,0	5,65	15,0
	12-17-3	12,0	6,30	17,0
	12-17-3B	12,0	6,35	17,0
	12-20-3	12,0	7,30	20,0
	12-20-3B	12,0	7,35	20,0
	TRM12-15	12,0	5,35	15,0
	TRM12-15B	12,0	5,40	15,0
	TRM12-17	12,0	6,10	17,0
	TRM12-17B	12,0	6,15	17,0
	TRM12-24B	12,0	10,00	24,0
	TRM12-26B	12,0	10,50	26,0
	15-18-3	15,0	12,10	18,0
	15-20-3	15,0	13,20	20,0
	15-23-3	15,0	15,50	23,0
	TRM15-24	15,0	11,30	24,0
	TRM15-26	15,0	12,00	26,0



Rallye

> Massive steel >> Multiflange

	Reference	Base Ø (mm)	Weight (g)	Length (mm)
	RA6,5-140-3B	6,5	1,95	14,0
	RA6,5-145-3B	6,5	2,00	14,5
	RA6,5-150-3B	6,5	2,00	15,0
	RA9-18B	9,0	4,00	18,0
	RA9-20B	9,0	4,00	20,0
	RA9-18B M1	9,0	4,00	18,0
	RA9-18B M2	9,0	4,00	18,0
	RA9-18B M3	9,0	4,00	18,0
	RA9-20B M1	9,0	4,00	20,0
	RA9-20B M2	9,0	4,00	20,0
	RA9-20B M3	9,0	4,00	20,0



Special studs

> Massive steel >> Singleflange

	Reference	Base Ø (mm)	Weight (g)	Length (mm)
	6,5-6-1	6,5	0,70	6,0
	6,5-8-1	6,5	1,00	8,0

> Massive steel >> Multiflange

	Reference	Base Ø (mm)	Weight (g)	Length (mm)
	BOB10-16	10,0	3,90	16,0

In order to provide customers with the best quality, UGIGRIP can make changes to the material or products, at any time without notice. Last update on 28 Jan 2003